

Oracle i-Supplier Portal Password Reset and Retrieve User Name Process

USER GUIDE

Contents

Introduction	3
1.2 List of Abbreviations.....	4
2 Navigation for New Supplier Registration	Error! Bookmark not defined.
2.1 CR Validation to Start Registration	Error! Bookmark not defined.
2.2 Supplier Registration Web Form	Error! Bookmark not defined.

Introduction

Purpose of this document is to guide supplier user's to reset the I-Supplier Portal password. Supplier user are the suppliers employees, who already register with Nama supplier master as supplier admin from Supplier side.

Standard Ref: ISO 9001:2015 Quality Management System		Document Title: Oracle iSupplier User Guide	
Document No: NSS/DE-SCM/SOP/ML/OPU-003	Rev No: 1.0	Effective Date:	Page 3 of 9

1.2 List of Abbreviations

Acronym	Description
CR	Commercial Registration
LOV	List of Values
(B)	Button
(T)	Tab

Standard Ref: ISO 9001:2015 Quality Management System		Document Title: Oracle iSupplier User Guide	
Document No: NSS/DE-SCM/SOP/ML/OPU-003	Rev No: 1.0	Effective Date:	Page 4 of 9

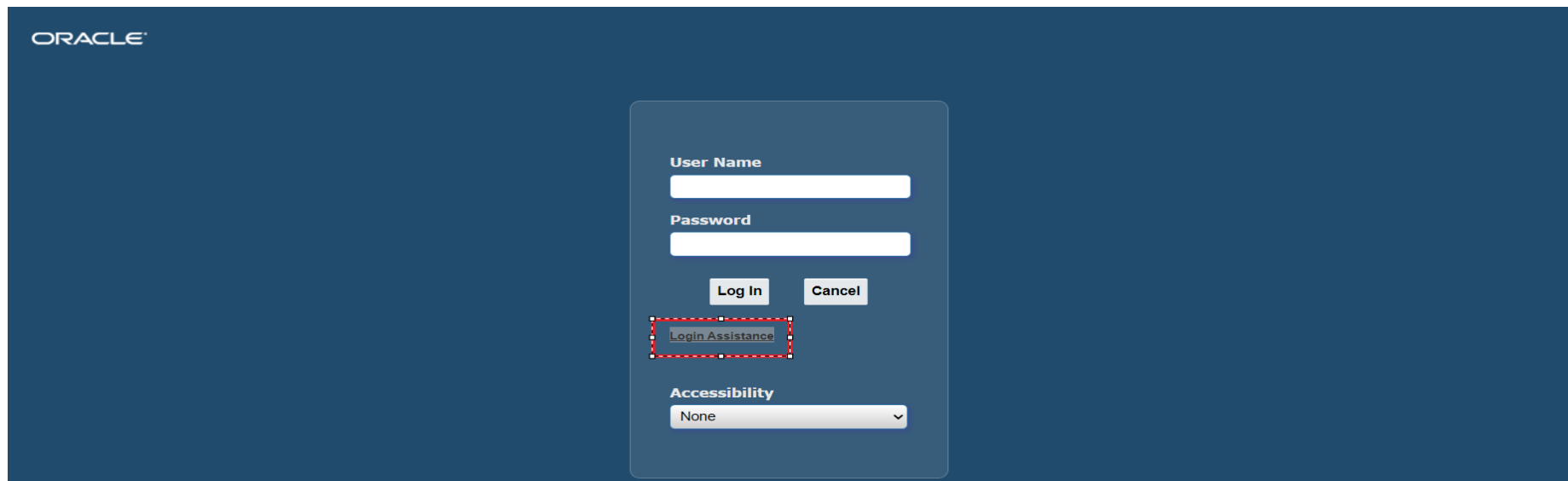
2 I-Supplier Portal

Upon completion of successful registration with Nama Group, I-Supplier portal login detail will shear to supplier via register email address. Supplier will use the login detail to login to I-Supplier portal to perform business operation with Nama Group and it subsidiaries.

In case supplier user will forget the I-Supplier password, they can recover by themselves by using below steps.

2.1 Reset Password.

Navigate to supplier I-Supplier Portal URL and click on “Login Assistance”



ORACLE

User Name

Password

Log In Cancel

Login Assistance

Accessibility
 None

Standard Ref: ISO 9001:2015 Quality Management System		Document Title: Oracle iSupplier User Guide	
Document No: NSS/DE-SCM/SOP/ML/OPU-003	Rev No: 1.0	Effective Date:	Page 5 of 9

Supplier will get two assistance here

- **Forgot Password**
- **Forgot User Name (Login ID)**

Login Assistance

* Indicates required field

Forgot Password

Personalize "Forgot Password"

Enter your user name. Instructions for how to reset your password will be emailed to you.

User Name

Forgot User Name

Personalize "Forgot User Name"

Enter the email address associated with your account. Your user name will be emailed to you.

Email
(Example: first.last@domain.com)

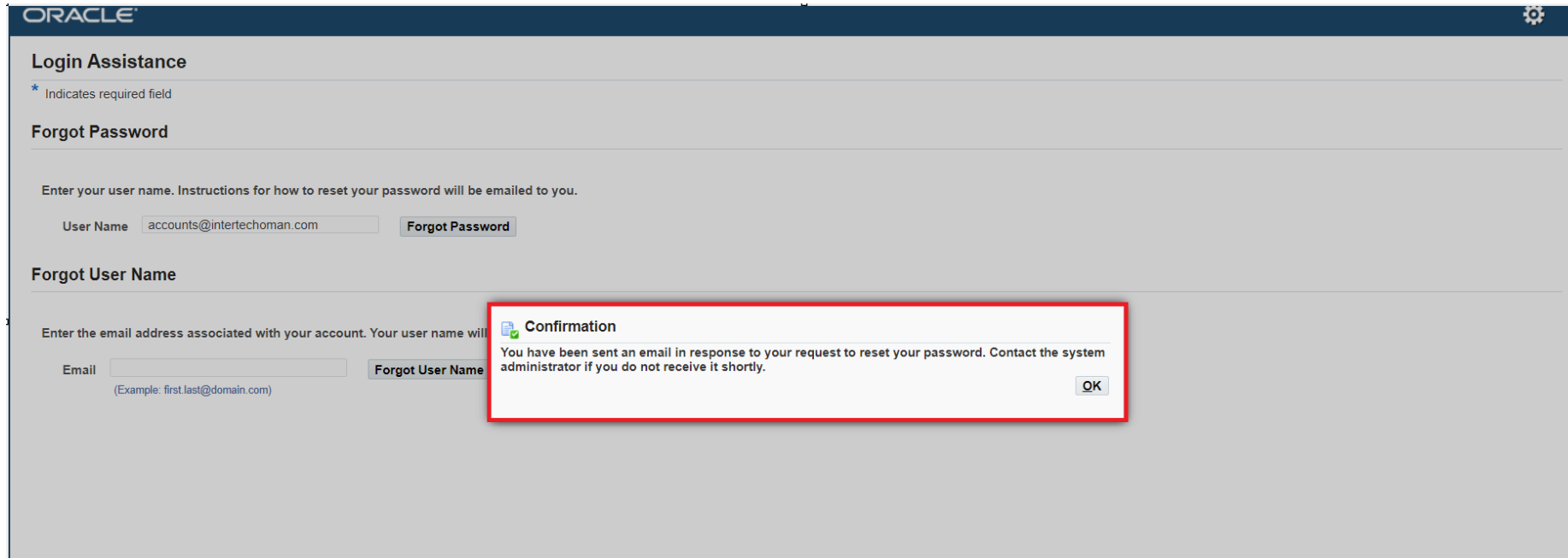
Standard Ref: ISO 9001:2015 Quality Management System		Document Title: Oracle iSupplier User Guide	
Document No: NSS/DE-SCM/SOP/ML/OPU-003	Rev No: 1.0	Effective Date:	Page 6 of 9

Forgot Password

In case supplier user will forgot the password then you have to provide the **“User Name (Login ID)”** and click forgot password

You will get the confirmation message to send email to reset the password.

Email contain the temporary link to reset the password. Supplier user will use the link to reset the password.



ORACLE

Login Assistance

* Indicates required field

Forgot Password

Enter your user name. Instructions for how to reset your password will be emailed to you.

User Name **Forgot Password**

Forgot User Name

Enter the email address associated with your account. Your user name will be emailed to you.

Email **Forgot User Name**

(Example: first.last@domain.com)

Confirmation

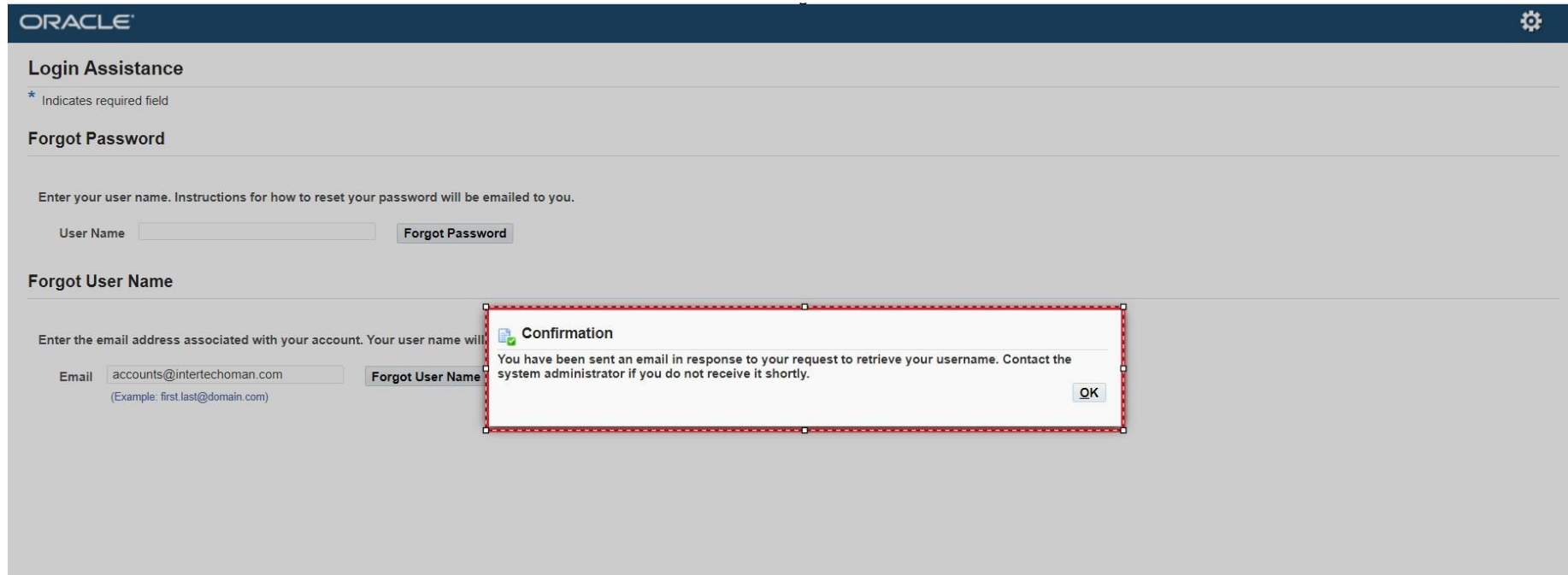
You have been sent an email in response to your request to reset your password. Contact the system administrator if you do not receive it shortly.

OK

Standard Ref: ISO 9001:2015 Quality Management System		Document Title: Oracle iSupplier User Guide	
Document No: NSS/DE-SCM/SOP/ML/OPU-003	Rev No: 1.0	Effective Date:	Page 7 of 9

Forgot User Name

In case supplier user will forgot the “User Name (Login ID)” then you have to provide the Register email address and click forgot password
You will got the confirmation message to send email with the detail of “User Name (



The screenshot shows the Oracle iSupplier user interface. At the top, there is an 'ORACLE' logo and a settings gear icon. Below the logo, the page is titled 'Login Assistance'. A note indicates that an asterisk (*) denotes a required field. The 'Forgot Password' section contains a text input field for 'User Name' and a 'Forgot Password' button. The 'Forgot User Name' section contains a text input field for 'Email' with the value 'accounts@intertechoman.com' and a 'Forgot User Name' button. A confirmation dialog box is overlaid on the 'Forgot User Name' section, with a red dashed border. The dialog box is titled 'Confirmation' and contains the text: 'You have been sent an email in response to your request to retrieve your username. Contact the system administrator if you do not receive it shortly.' There is an 'OK' button in the bottom right corner of the dialog box.

Standard Ref: ISO 9001:2015 Quality Management System		Document Title: Oracle iSupplier User Guide	
Document No: NSS/DE-SCM/SOP/ML/OPU-003	Rev No: 1.0	Effective Date:	Page 8 of 9

NOTE: FOR ANY TECHNICAL SUPPORT PLEASE SEND EMAIL TO E-tendering.support (E-tendering.support@nss.nama.om)

DURING THE OFFICE HOURS ONLY

Standard Ref: ISO 9001:2015 Quality Management System		Document Title: Oracle iSupplier User Guide	
Document No: NSS/DE-SCM/SOP/ML/OPU-003	Rev No: 1.0	Effective Date:	Page 9 of 9